



6 Raven Close, Stowmarket

Stowmarket



Minors & Brady

6 Raven Close

Stowmarket, Stowmarket

Offered chain-free, this well-presented two-bedroom home is positioned within a convenient town location, providing easy access to local amenities as well as the mainline rail link between London and Norwich. With the added benefit of two allocated parking spaces, an enclosed rear garden, and a rear extension that enhances the living space, this property presents an excellent opportunity for first-time buyers, downsizers, or investors seeking a practical and well-located home.

The layout has been thoughtfully improved to create a more versatile ground floor, making it well-suited to modern living. Its combination of space, convenience, and move-in-ready condition makes it a strong option for a range of buyers.



6 Raven Close

Stowmarket, Stowmarket

- Chain free two bedroom home, offering a straightforward purchase with no onward complications
- An excellent opportunity for first-time buyers or investors seeking a well-located home
- Well presented throughout, offering a move-in ready home with a clean and tidy finish
- Spacious and light-filled living room, providing a comfortable area for relaxing and entertaining
- Extended to the rear, creating a separate dining room with additional living space
- Fitted kitchen with practical layout, alongside a convenient ground floor WC
- Two well proportioned double bedrooms, both arranged off the first floor landing
- Enclosed rear garden, providing a private outdoor space for seating, gardening, or everyday use
- Two allocated parking spaces, ensuring convenient off-road parking for residents
- Located within the town, offering easy access to shops, amenities, and everyday services

Council Tax band: B

Tenure: Freehold

EPC Energy Efficiency Rating: C

EPC Environmental Impact Rating: C



M&B

6 Raven Close

Stowmarket, Stowmarket


Location

Situated within a residential area of Stowmarket, Raven Close offers a convenient setting with easy access to the town's range of amenities. Stowmarket provides supermarkets, independent shops, cafés, and leisure facilities, along with schooling for all ages and healthcare services. The town also benefits from a railway station with regular direct services to London Liverpool Street, making it well suited for commuters.

There are good road connections via the A14, linking to Bury St Edmunds, Ipswich, and further afield, while nearby countryside offers opportunities for walking and outdoor activities. This location provides a practical base with strong transport links and everyday essentials close at hand.

Raven Close

Stepping inside, the entrance hall provides access to the ground floor accommodation, including a convenient WC. The living room sits to the front of the property and offers a bright and comfortable space for everyday living, with ample room for both seating and furnishings. To the rear, the property has been extended to create a separate dining room, providing additional versatility and a natural area for entertaining or family meals with French doors leading out to the rear garden. The kitchen is fitted with a range of units and worktop space, arranged in a practical layout that works well for day-to-day use.




M&B

6 Raven Close

Stowmarket, Stowmarket

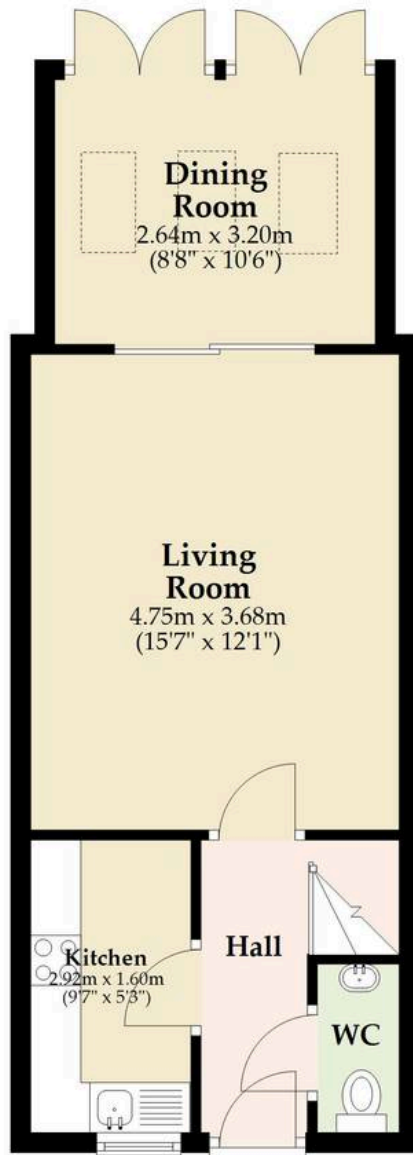
Upstairs, two well proportioned double bedrooms are positioned off the landing, both offering comfortable accommodation with space for storage. The family bathroom is also located on this floor and is fitted with a three-piece suite, serving both bedrooms.

Externally, the rear garden is fully enclosed, offering a private outdoor space with room for seating, planting, or general enjoyment. To the front, the property benefits from two allocated parking spaces, adding further convenience.



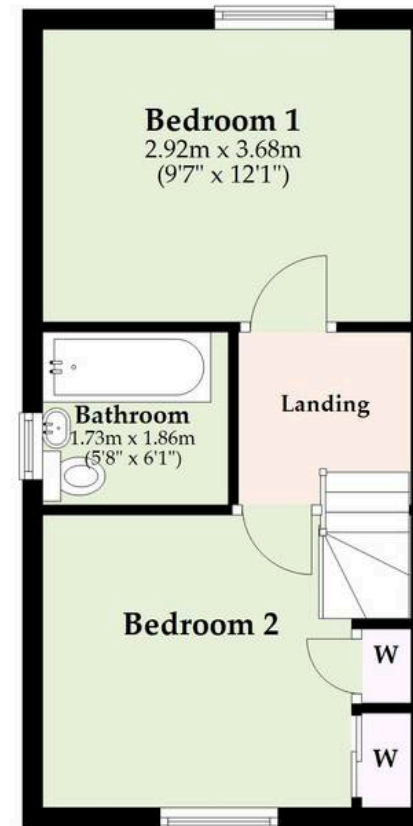
Ground Floor

Approx. 37.4 sq. metres (402.3 sq. feet)



First Floor

Approx. 26.7 sq. metres (287.6 sq. feet)



Total area: approx. 64.1 sq. metres (689.9 sq. feet)

Whilst every attempt has been made to ensure the accuracy of the floorplan contained here, measurements of doors, windows, rooms and any other items are approximate and no responsibility is taken for any error, omission or mis-statement. This plan is for illustrative purposes only and should be used as such by any prospective purchaser. The services, systems and appliances shown have not been tested and no guarantee as to their operability or efficiency can be given.

Plan produced using PlanUp.

Dreaming of this home? Let's make it a reality



Meet *Nicola*
Branch Manager



Meet *Theo*
Property Consultant



Meet *Anya*
Aftersales Progressor

Minors & Brady
Your home, our market

 diss@minorsandbrady.co.uk

 01379 771444

 46-47 Mere Street, Diss, IP22 4AG

CAISTER-ON-SEA | DEREHAM | DISS | NORWICH | OULTON BROAD | WROXHAM



How can we support

- ✓ Residential Mortgages
- ✓ Protection & Insurance
- ✓ Buy-to-let (personal and limited company)



Matt Waters
Director and
Principal



Victoria Payne
Mortgage and
Protection Advisor

Offering you quick and professional mortgage advice every step of the way.

T: 01603 210378
E: enquiries@norfolk-mortgages.co.uk